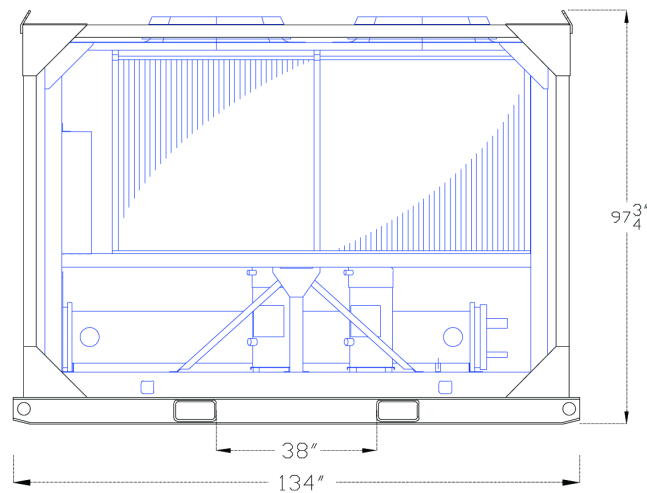
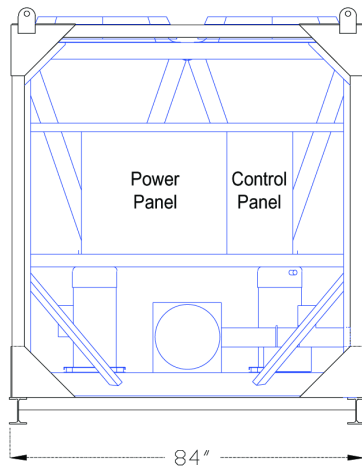


HEAVY DUTY PORTABLE AIR COOLED CHILLER

CATERPILLAR®

MODEL PY-50 Nominal 54.5 Tons



Approximate Shipping Weight - 6,870 lbs., Operating Weight - 7,150 lbs.
Main Power Breaker Range (Chiller Only): 125 Amps Min. - 400 Amps Max.
(With 15 HP Pump: 145 Amps Min. - 400 Amps Max.)
(With 25 HP Pump: 165 Amps Min. - 400 Amps Max.)

STANDARD FEATURES

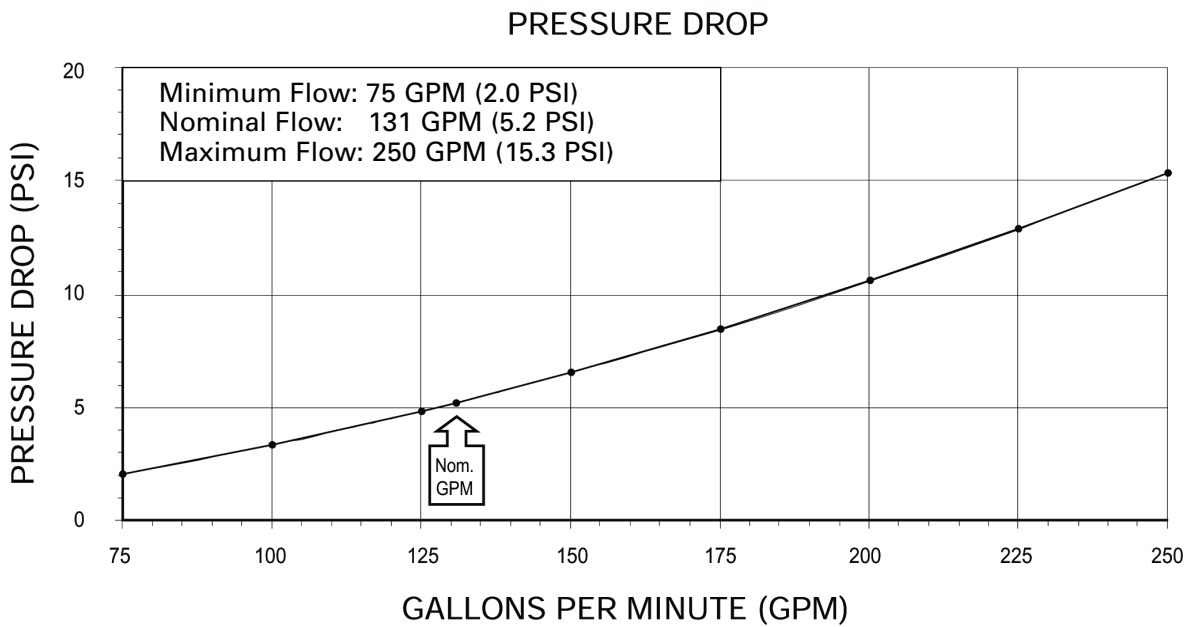
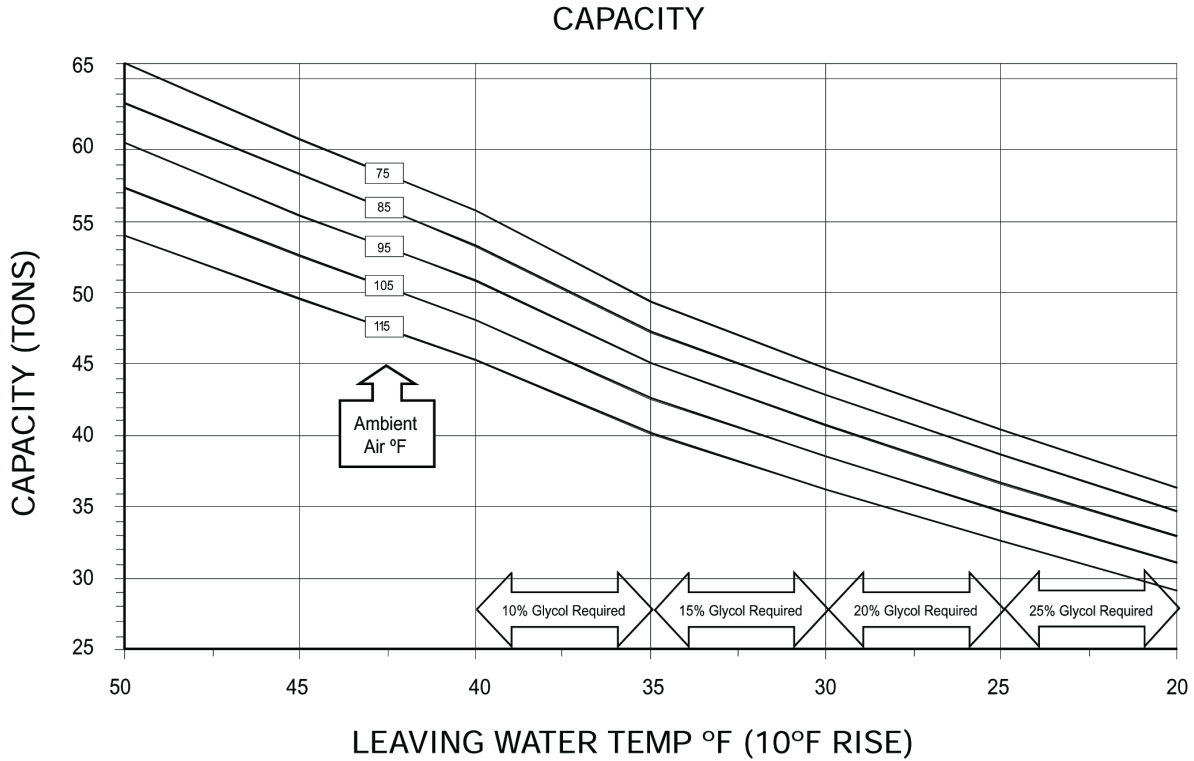
- Compact rugged steel transport frame
- Fork lift pockets and tie down eyes
- Top mounted 4 point lifting lugs
- Industrial grade chiller suitable for commercial or process cooling duty
- Dual compressors with independent refrigerant circuits
- Chilled liquid settings from 20-55° F
- Cam-lock water connections, 4"
- Automatic air vents
- Single point fill and drain connections
- Differential pressure gauge with flow safety interlock
- Unit mounted flow comparison chart
- Chilled water pump interface for automatic operation
- Twist-lock connection for main power
- Push-to-test phase rotation indicator
- Enclosed main power breaker with lockable external handle
- Complete DDC control center
- 40 Character Alpha-Numeric display
- Network compatible controls interface
- Pump power connection with pre-phased lockable breaker

WHERE THE WORLD TURNS FOR POWER

HEAVY DUTY PORTABLE AIR COOLED CHILLER



MODEL PY-50 Nominal 54.5 Tons



www.CAT-ElectricPower.com
 © 2003 Caterpillar
 All rights reserved.
 Printed in U.S.A.