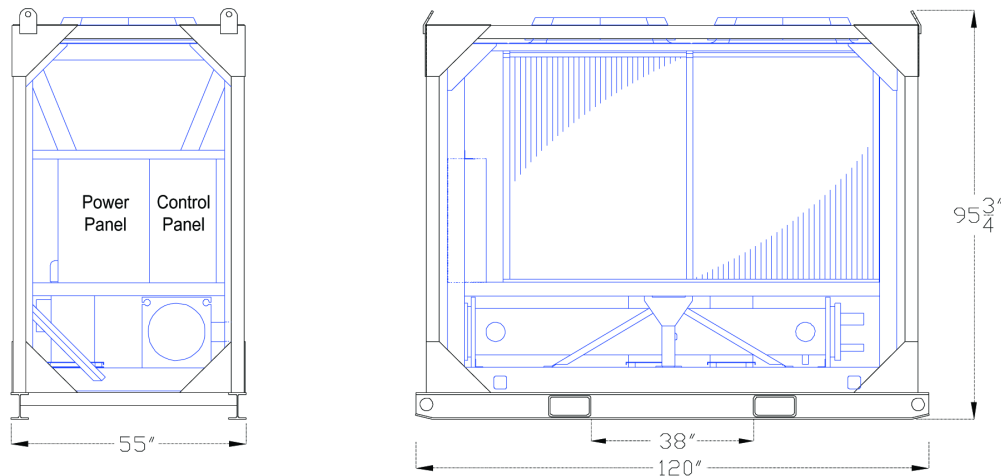


# HEAVY DUTY PORTABLE AIR COOLED CHILLER

**CATERPILLAR®**

## MODEL PY-25 Nominal 27.2 Tons



Approximate Shipping Weight - 4,340 lbs., Operating Weight - 4,430 lbs.  
Main Power Breaker Range (Chiller Only): 70 Amps Min. - 400 Amps Max.  
(With 15 HP Pump: 90 Amps Min. - 400 Amps Max.)  
(With 25 HP Pump: 110 Amps Min. - 400 Amps Max.)

### STANDARD FEATURES

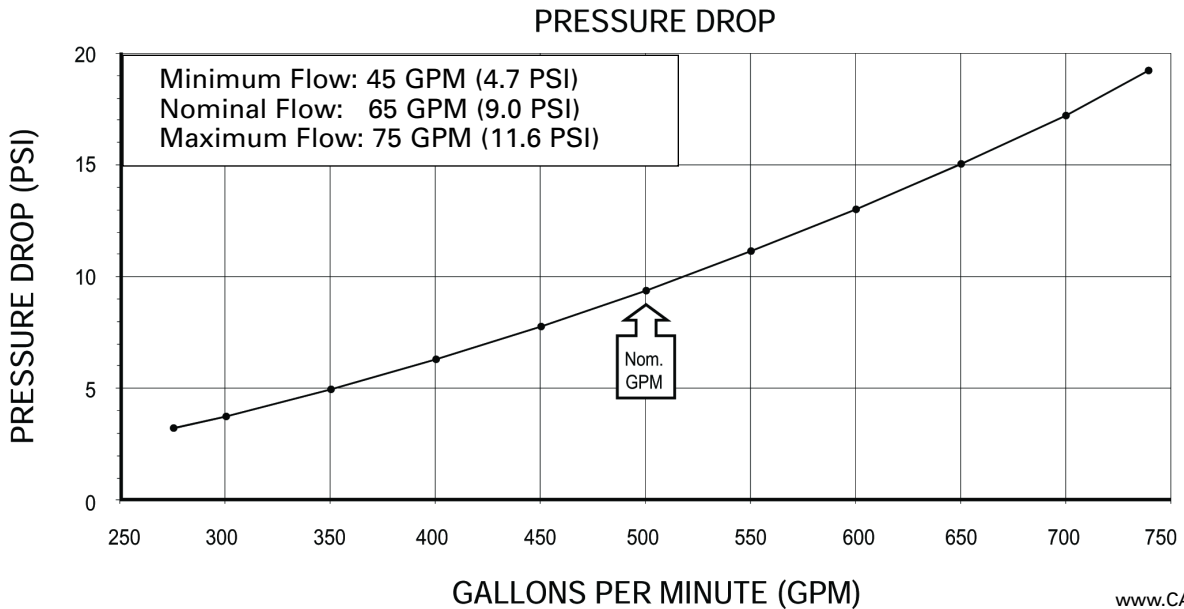
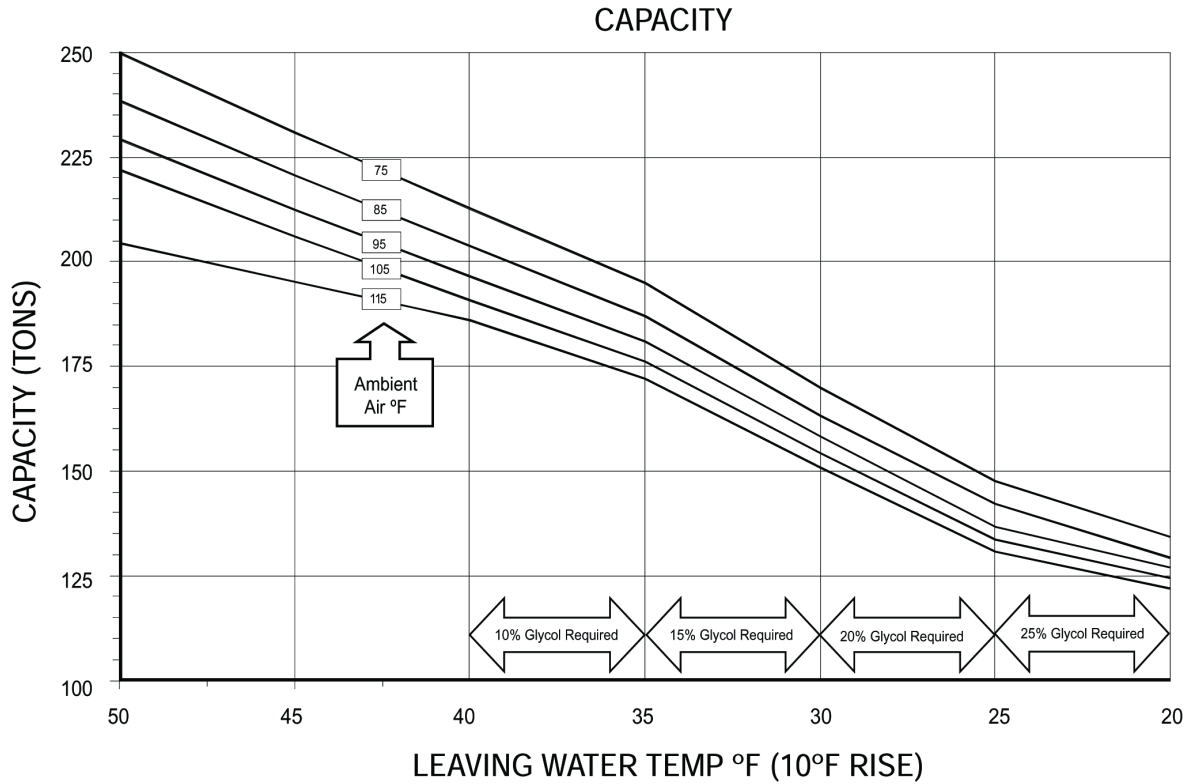
- Compact rugged steel transport frame
- Fork lift pockets and tie down eyes
- Top mounted 4 point lifting lugs
- Industrial grade chiller suitable for commercial or process cooling duty
- Dual compressors with independent refrigerant circuits
- Chilled liquid settings from 20-55° F
- Cam-lock water connections, 4"
- Automatic air vents
- Single point fill and drain connections
- Differential pressure gauge with flow safety interlock
- Unit mounted flow comparison chart
- Chilled water pump interface for automatic operation
- Twist-lock connection for main power
- Push-to-test phase rotation indicator
- Enclosed main power breaker with lockable external handle
- Complete DDC control center
- 40 Character Alpha-Numeric display
- Network compatible controls interface
- Pump power connection with pre-phased lockable breaker

WHERE THE WORLD TURNS FOR POWER

# HEAVY DUTY PORTABLE AIR COOLED CHILLER



## MODEL PY-25 Nominal 27.2 Tons



www.CAT-ElectricPower.com  
© 2003 Caterpillar  
All rights reserved.  
Printed in U.S.A.