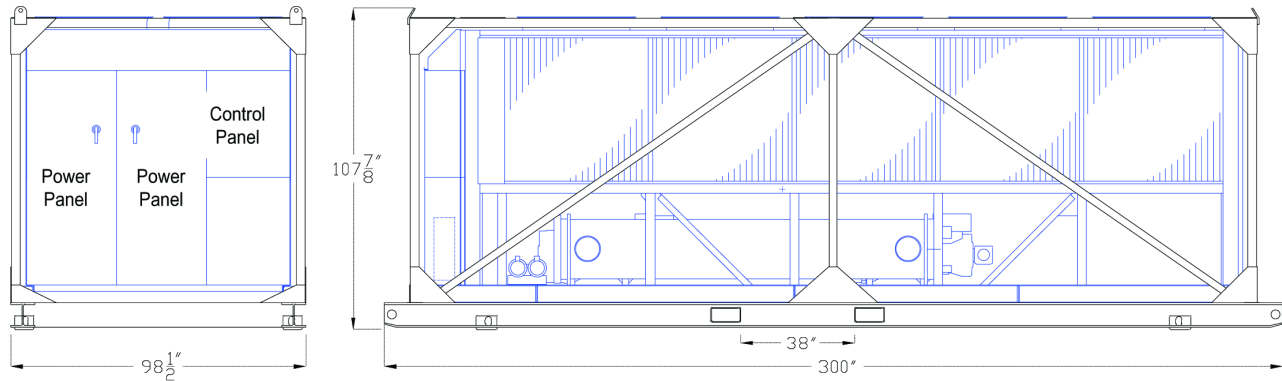


# HEAVY DUTY PORTABLE AIR COOLED CHILLER

**CATERPILLAR®**

## MODEL PY-200 Nominal 200.9 Tons



Approximate Shipping Weight - 18,760 lbs., Operating Weight - 19,490 lbs.  
Main Power Breaker Range (Chiller Only): 450 Amps Min. - 800 Amps Max.  
(With 25 HP Pump: 490 Amps Min. - 800 Amps Max.)

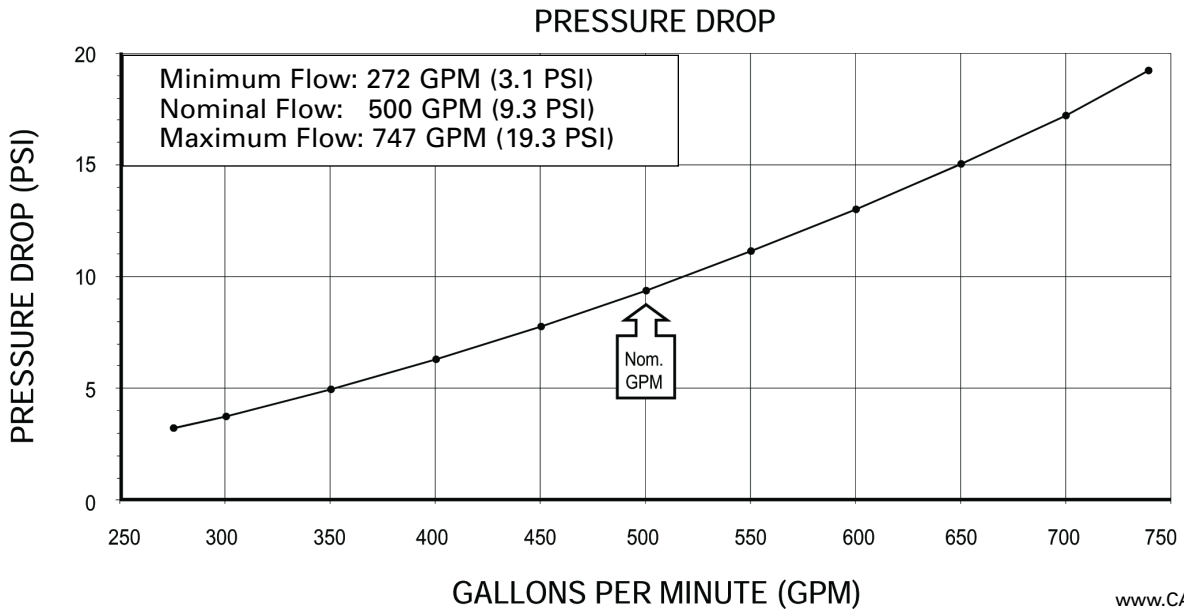
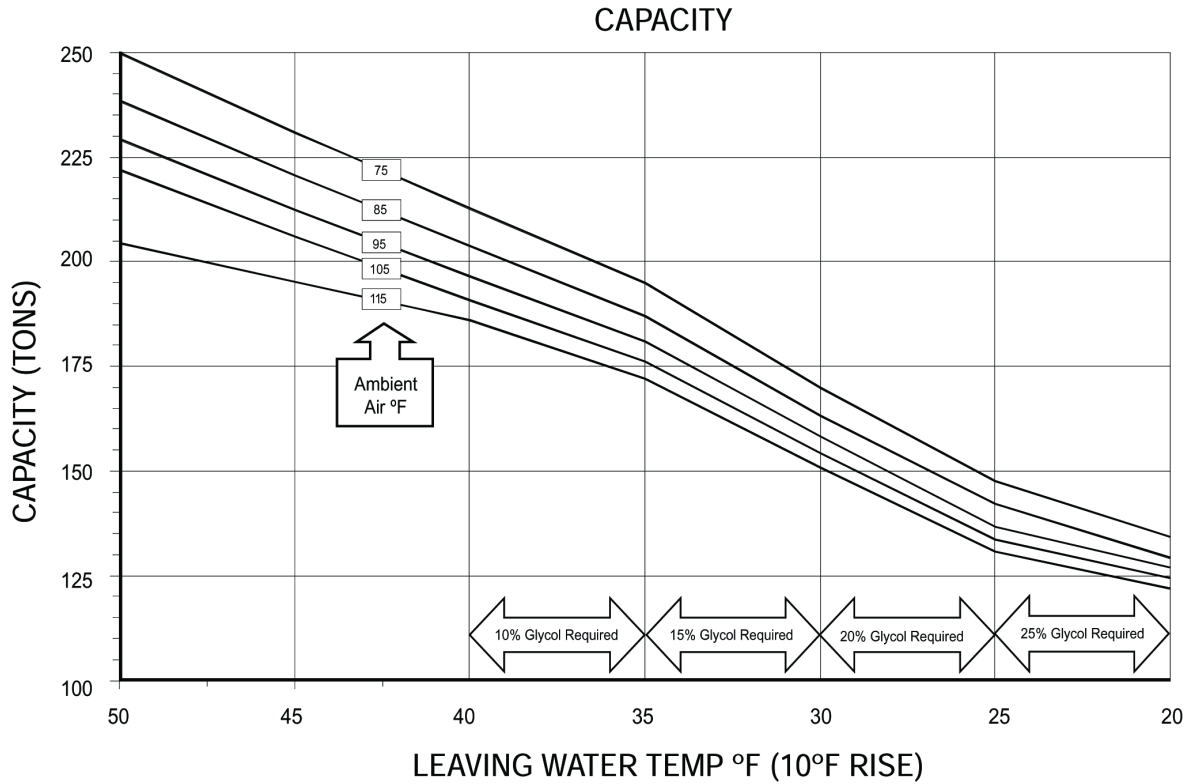
### STANDARD FEATURES

- Compact rugged steel transport frame
- Fork lift pockets and tie down eyes
- Top mounted 4 point lifting lugs
- Industrial grade chiller suitable for commercial or process cooling duty
- Dual compressors with independent refrigerant circuits
- Chilled liquid settings from 20-55° F
- Victaulic water connections, 6"
- Automatic air vents
- Single point fill and drain connections
- Differential pressure gauge with flow safety interlock
- Unit mounted flow comparison chart
- Chilled water pump interface for automatic operation
- Twist-lock connection for main power
- Push-to-test phase rotation indicator
- Enclosed main power breaker with lockable external handle
- Complete DDC control center
- 40 Character Alpha-Numeric display
- Network compatible controls interface
- Pump power connection with pre-phased lockable breaker

# HEAVY DUTY PORTABLE AIR COOLED CHILLER



## MODEL PY-200 Nominal 200.9 Tons



www.CAT-ElectricPower.com  
© 2003 Caterpillar  
All rights reserved.  
Printed in U.S.A.